

2020 COMPENSATION REPORT FOR MENTAL PERFORMANCE WORK

Self reported data from 626 survey participants
Video summary found at <https://bit.ly/3wB2E2Y>

COMPENSATION

JOB DETAILS

\$76,250

MEDIAN GROSS
ANNUAL INCOME

50%

MEDIAN INCOME
VIA MPC

45%

APPLIED WORK
MEDIAN

3

MEDIAN YEARS
IN POSITION

3

MEDIAN YEARS OF
EXPERIENCE REQUIRED

DOES YOUR CURRENT
POSITION FOCUS ON
MENTAL PERFORMANCE
CONSULTING?

27%
EXCLUSIVELY

25%
MODERATELY

18%
PARTIALLY

14%
MINIMALLY

16%
NOT AT ALL

MEDIAN COMPENSATION BY WORK SETTING

OLYMPIC COMMITTEE **\$115,000**

ACADEMIA **\$105,000**

**UNIVERSITY
ATHLETICS** **\$80,000**

**PROFESSIONAL/
SEMI-PRO** **\$80,000**

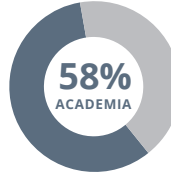
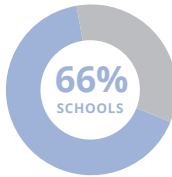
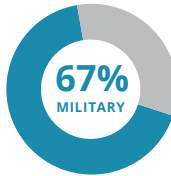
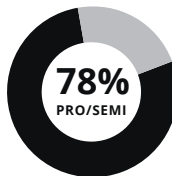
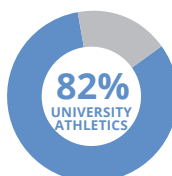
MILITARY **\$66,000**

**PRIVATE
PRACTICE** **\$62,500**


SCHOOLS **\$50,000**

*Those reporting 50% of their income was derived
from applied sources

WHO HOLDS CREDENTIALS



TIME SPENT IN APPLIED WORK



MENTAL PERFORMANCE PRACTICE

FIELD OF WORK

29%
ACADEMIA

19%
MILITARY

13%
PRIVATE
PRACTICE

9%
UNIVERSITY
ATHLETICS

8%
SCHOOLS

5%
OTHER

4%
PRO/SEMI-PRO

3%
UNIVERSITY
COUNSELING

3%
CORPORATE

3%
MEDICINE

2%
SPORT CLUB

1%
OLYMPIC
COMMITTEE

1%
NATIONAL BODY

AREA OF WORK



26%

HOLD LEGAL CREDENTIALS
FOR CLINICAL OR
COUNSELING WORK

32%

ARE ENGAGED IN
CLINICAL OR
COUNSELING WORK



63%

HOLD CREDENTIALS FOR
MENTAL PERFORMANCE
CONSULTING

88%

ARE ENGAGED IN
MENTAL PERFORMANCE
CONSULTING

2020 COMPENSATION REPORT FOR MENTAL PERFORMANCE WORK

COMPENSATION FOR CMPCs VS. NON-CMPCs

\$85,000

CMPC
MEDIAN INCOME

\$61,000

NON CMPC
MEDIAN INCOME

CMPCs EARN
ALMOST
**40% PER
YEAR MORE**
THAN
NON-CMPCs

CMPCs WITH CMPC CREDENTIALS ACROSS FIELD OF WORK

PRO/SEMI-PRO	58%	UNIVERSITY COUNSELING	37%
PRIVATE PRACTICE	54%	ACADEMIA	35%
MEDICINE	50%	CORPORATE	33%
UNIVERSITY ATHLETICS	44%	SCHOOLS	30%
OLYMPIC COMMITTEE	44%	MILITARY	28%
COMMUNITY HEALTH	40%	SPORT CLUB	13%
NATIONAL BODY	40%		

PROFESSIONAL OUTLOOK

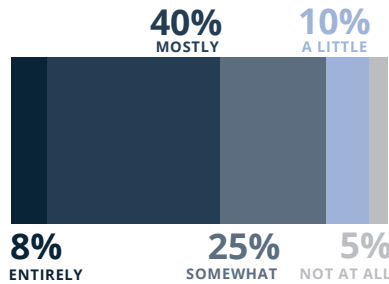
IS THIS YOUR IDEAL JOB?



52%
YES

48%
NO

FULFILLED YOUR INITIAL CAREER GOAL?

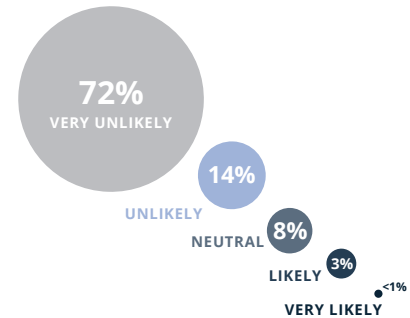


8%
ENTIRELY

25%
SOMEWHAT

5%
NOT AT ALL

INTEND TO LEAVE THE FIELD IN THE NEXT YEAR?



72%
VERY UNLIKELY

14%
UNLIKELY

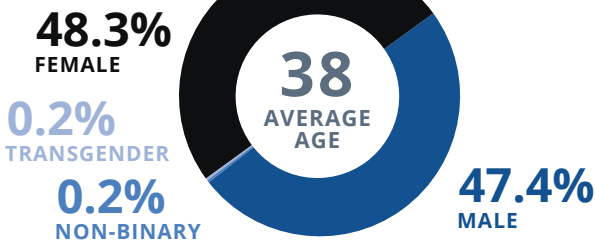
8%
NEUTRAL

3%
LIKELY

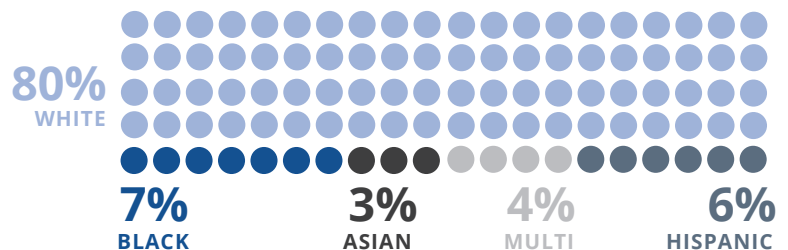
<1%
VERY LIKELY

DEMOGRAPHICS

GENDER



RACE



EXPERIENCE

